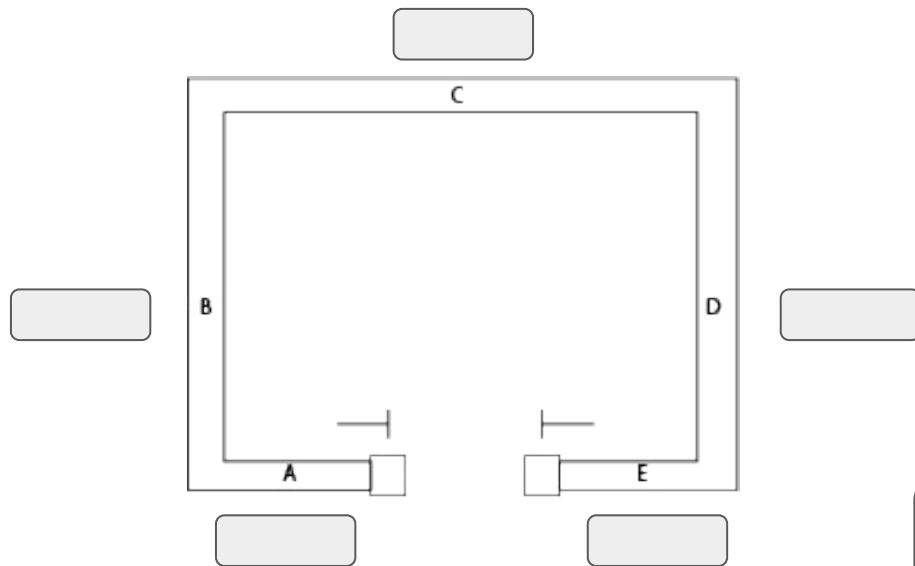


WALK-IN CLOSET MEASUREMENT WORKSHEET



Ceiling Height

_____ In.

Select and Measure Your Door Type

☐ NO Door

☐ Single Hinged



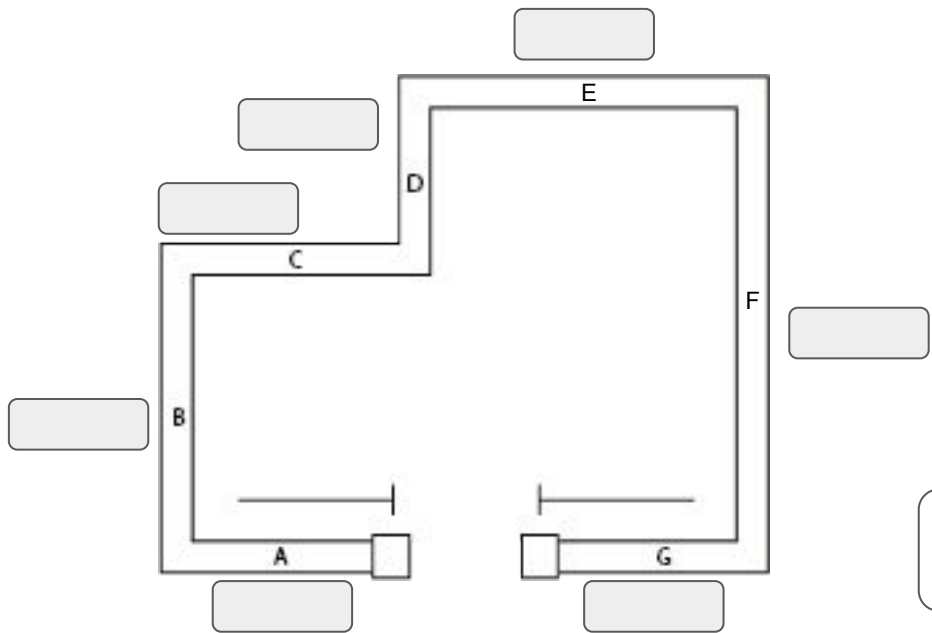
_____ In.

☐ Other (sketch in)



Notes:

CLOSET MEASUREMENT WORKSHEET

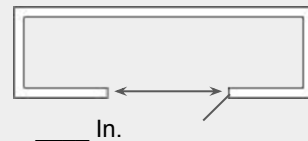


Ceiling Height

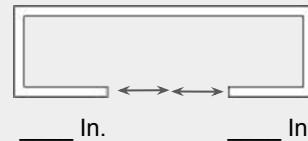
_____ In.

Select and Measure Your Door Type

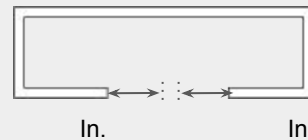
- ☐ NO Door
- ☐ Single Hinged



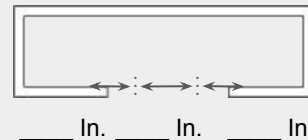
- ☐ Double Hinged (French)



- ☐ Sliding

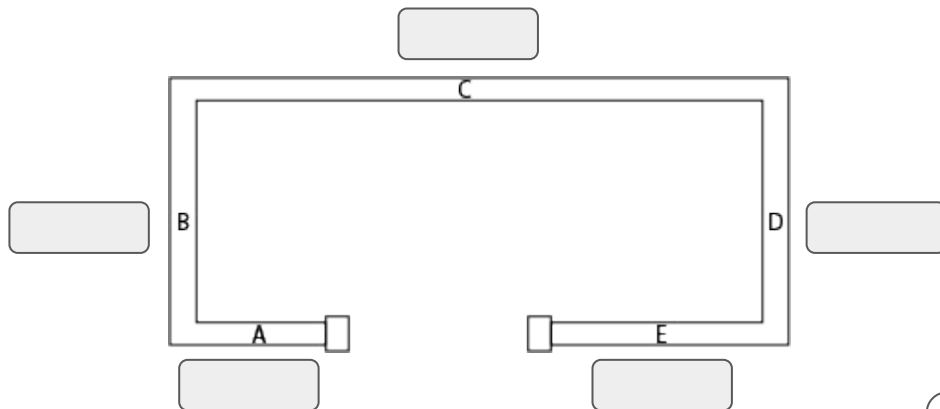


- ☐ Bifold



Notes:

CLOSET MEASUREMENT WORKSHEET



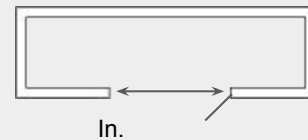
Ceiling Height

_____ In.

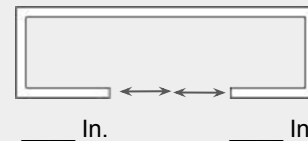
Notes:

Select and Measure Your Door Type

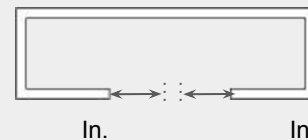
- ☐ NO Door
- ☐ Single Hinged



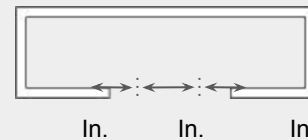
- ☐ Double Hinged (French)



- ☐ Sliding




- ☐ Bifold



CLOSET MEASUREMENT WORKSHEET

SKETCH IN



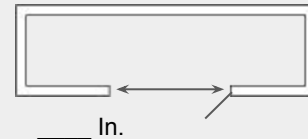
Ceiling Height

_____ In.

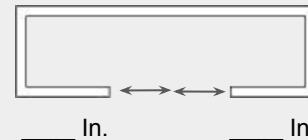
Notes:

Select and Measure Your Door Type

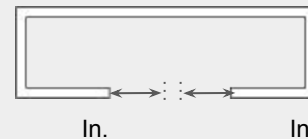
- ☐ NO Door
- ☐ Single Hinged



- ☐ Double Hinged (French)



- ☐ Sliding



- ☐ Bifold

